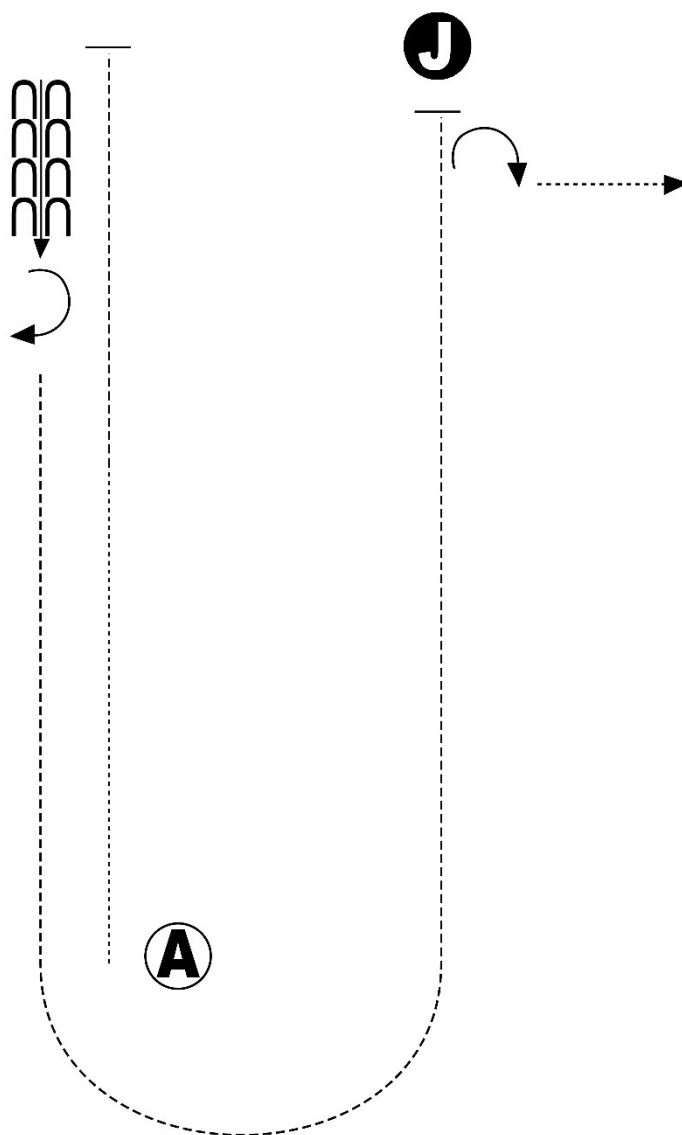


NORTHWEST GEORGIA HORSEMEN'S ASSOCIATION

June 7, 2025

ALL SHOWMANSHIP



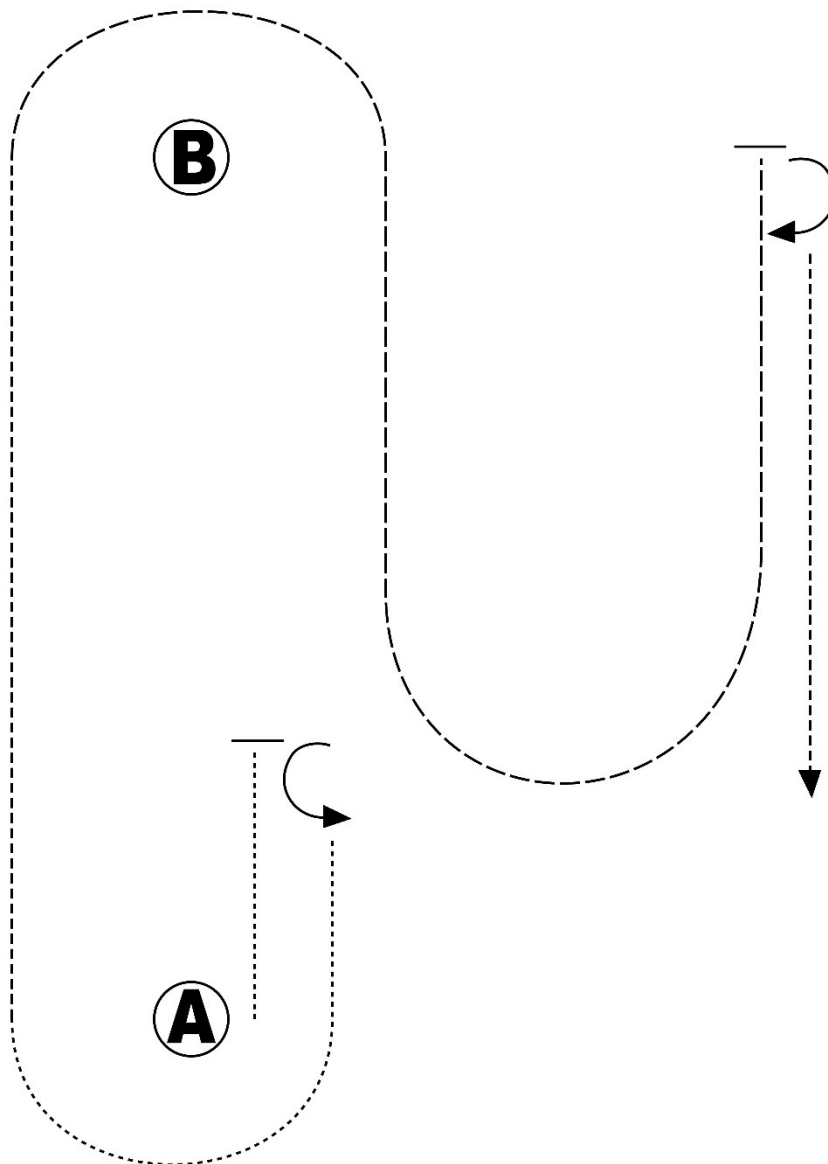
Be ready at A.

1. Walk halfway from A to judge
2. Trot until even with judge
3. Stop and back two horse lengths
4. Perform a 180 degree turn
5. Trot to and around A and halfway to judge
6. Walk to judge and setup for inspection
7. When dismissed, perform a 90 degree turn
8. Walk straight away from judge

NORTHWEST GEORGIA HORSEMEN'S ASSOCIATION



June 7, 2025

ALL W/J HORSEMANSHIP



Be ready at A.

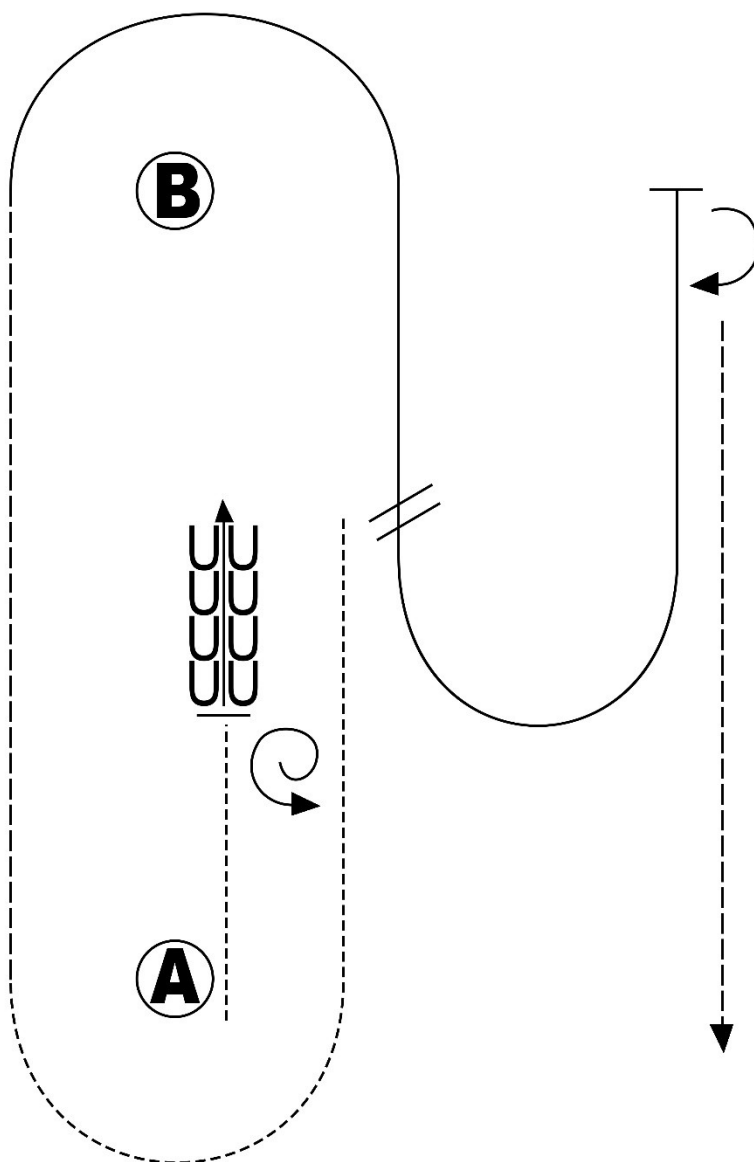
1. Walk two horse lengths forward
2. Stop and perform a $\frac{1}{2}$ turn left
3. Walk to and around A
4. Jog to B
5. Extend the jog as shown until even with B
6. Stop and perform a 180 degree turn to the right
7. Jog to finish

WALK
JOG
EXTENDED JOG
LOPE
LEAD CHANGE 
BACK 

NORTHWEST GEORGIA HORSEMEN'S ASSOCIATION



June 7, 2025

ALL HORSEMANSHIP/QUEEN/PRINCESS



Be ready at A.

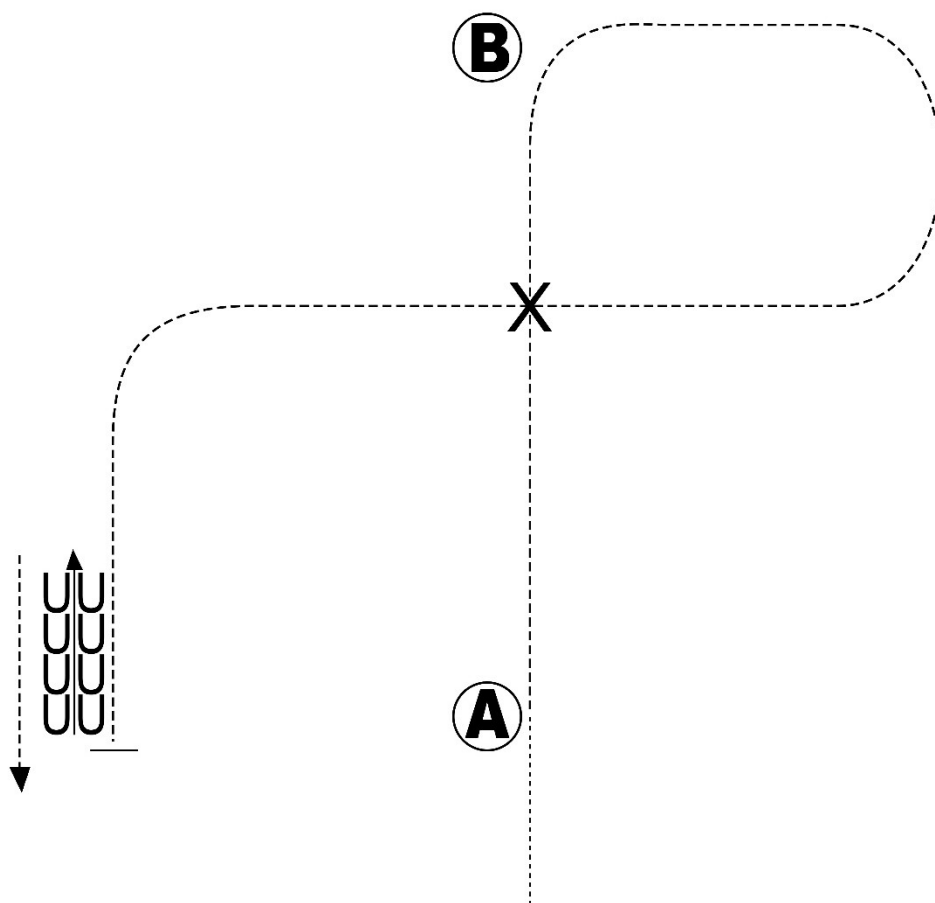
1. Walk two horse lengths forward
2. Stop and perform a $1\frac{1}{2}$ turn left
3. Back two horse lengths then jog to and around A
4. Extend the jog to B
5. Right lead lope around B and halfway to A
6. Change leads and lope a half circle until even with B
7. Stop and perform a 180 degree turn to the right
8. Extend the jog to finish

WALK
JOG
EXTENDED JOG
LOPE
LEAD CHANGE 
BACK 

NORTHWEST GEORGIA HORSEMEN'S ASSOCIATION



June 7, 2025

ALL W/T EQUITATION



Be ready at A.

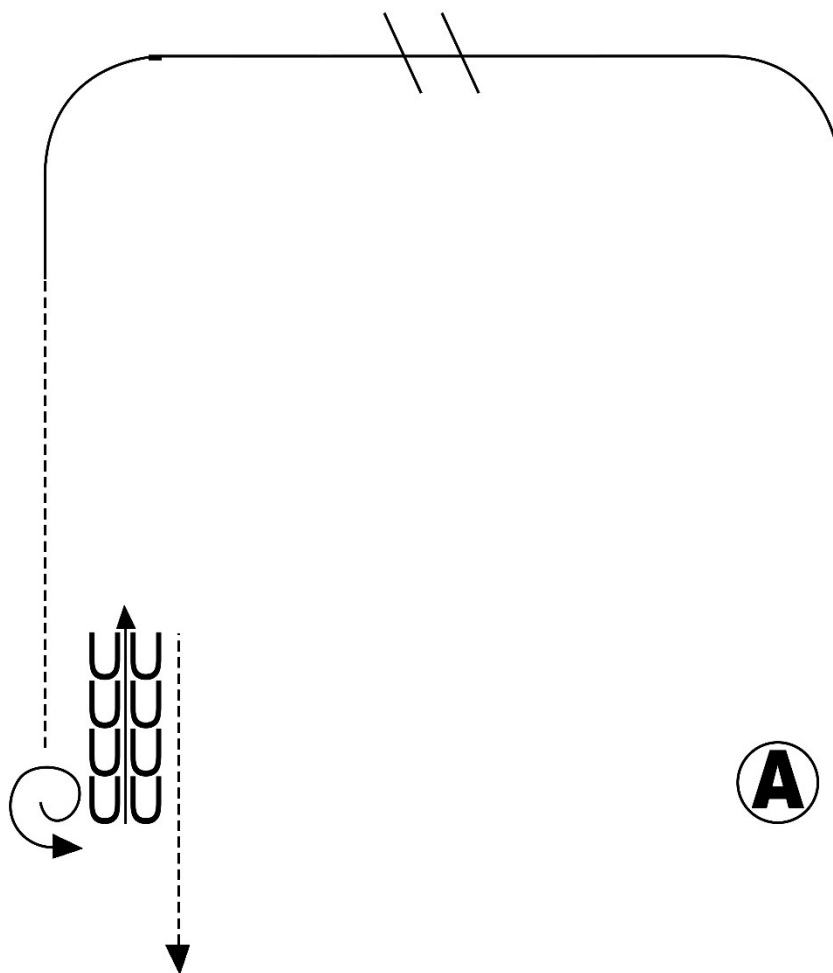
1. Walk to A then trot on right diagonal to center
2. Change diagonals in center and trot on left diagonal around to center of pattern
3. Change diagonals in center of arena at X and continue trot
4. Halt when even with A and back one horse length
5. Exit at trot

WALK
TROT
POSTING TROT
LOPE
LEAD CHANGE 
BACK 

NORTHWEST GEORGIA HORSEMEN'S ASSOCIATION


June 7, 2025

ALL EQUITATION



Be ready at A.

1. Canter on left lead from A and around corner as shown
2. Change leads at center and counter canter around corner
3. Trot in a straight line on left diagonal until even with A
4. Stop and perform a 360 degree turn on the forehand left
5. Back one horse length
6. Exit pattern at a trot on the right diagonal

WALK
TROT
POSTING TROT
LOPE
LEAD CHANGE 
BACK 